



Submittal Data Sheet
 1.5-Ton Mini-Split with Heat Pump
 FTX18BXVJURX18BXVJU

MODEL	INDOOR UNIT		FTX18BXVJU	
	OUTDOOR UNIT		RX18BXVJU	
			Cooling	Heating
Rated Capacity (Min. ~ Max.)	kW		5.28 (2.02 - 5.86)	6.33 (1.70 - 7.03)
	Btu/h		18000 (6900 - 20000)	21600 (5800 - 24000)
Moisture Removal	gal/h		0.41	
Rated Running Current	A		6.39	7.71
Rated Power Consumption	W		1440	1756
EER2	Btu/h/W		12.5	N/A
SEER2			20.0	N/A
COP	W/W		N/A	3.60
HSPE2			N/A	9.0
Piping Connections	Liquid	inch (mm)	1/4" (6.35)	
	Gas	inch (mm)	1/2" (12.70)	
Refrigerant	Type		R410A	
	Charge	lbs (kg)	3.20 (1.45)	
Max. Interunit Piping Length	ft (m)		98-1/2 (30)	
Max. Interunit Height Difference	ft (m)		65-5/8 (20)	
Chargeless	ft (m)		32-13/16 (10)	
Amount of Additional Charge of Refrigerant	oz/ft (g/m)		0.21 (20)	
INDOOR UNIT			FTX18BXVJU	
Front Panel Colour			WHITE	
Airflow Rate	Turbo	CFM	754	
	High	CFM	716	
	Medium	CFM	605	
	Low	CFM	467	
	Quiet	CFM	395	
Sound Pressure Level (H/M/L/Q)	dBA		49/44/38/33	49/42/37/33
Fan	Type		CROSS FLOW	
	Drive		DIRECT	
	Speed		3 STEPS, QUIET, AUTO, TURBO	
Fan Motor	Type		DIRECT CURRENT	
	Motor Output	W	39	
	Running Current (Rated)	A	0.17	

Daikin Comfort Technologies North America, Inc 19001 Kermier Rd Waller TX 77484
 Daikin City Generated Submittal Data www.daikincomfort.com or www.daikinac.com

(Daikin's products are subject to continuous improvements. Daikin reserves the right to modify product design, specifications, and information in this data sheet without notice and without incurring any obligations)



Submittal Data Sheet
 1.5-Ton Mini-Split with Heat Pump
 FTX18BXVJURX18BXVJU

	Power Consumption (Rated)	W	54	
Air Direction Control			UP, DOWN, LEFT, RIGHT	
Air Filter			CATECHIN	
Dimensions (H x W x D)		inch (mm)	11-11/16 x 39-1/2 x 11-1/3 (297 x 1005 x 288)	
Packaged Dimensions (H x W x D)		inch (mm)	14-1/4 x 42-1/4 x 14-1/8 (362 x 1073 x 358)	
Weight		lbs (kg)	31 (14.0)	
Condensate Drain Size		inch (mm)	5/8 (16)	
OUTDOOR UNIT			RX18BXVJU	
Casing Colour			IVORY WHITE	
Airflow Rate	High	CFM	1987	1952
Sound Pressure Level		dBA	54	
Fan	Type		PROPELLER	
	Drive		DIRECT	
Fan Motor	Type		DIRECT CURRENT	
	Index of protection (IP)		23	
	Insulation Grade		E	
	Running Current (Rated)	A	1.30	
	Power Consumption (Rated)	W	85	
	Motor Output	W	55	
Poles		8		
Compressor	Type		HERMETIC SWING	
	Model		2Y147AKCX2A	
	Oil type		DAPHNE FVC50K	
	Oil amount	oz (cm3)	21.5 (650)	
Heat Exchanger Type			FIN TUBE	
Dimensions (H x W x D)		inch (mm)	27-13/32 x 36-5/8 x 13-13/16 (696 x 930 x 351)	
Weight		lbs (kg)	97 (44)	
COOLING			HEATING	
INDOOR: 80°FDB (26.7°CDB) / 67°FWB (19.4°CWB)			INDOOR: 70°FDB (21.1°CDB)	
OUTDOOR: 95°FDB (35°CDB)			OUTDOOR: 47°FDB (8.3°CDB) / 43°FWB (6.1°CWB)	

Daikin Comfort Technologies North America, Inc 19001 Kermier Rd Waller TX 77484
 Daikin City Generated Submittal Data www.daikincomfort.com or www.daikinac.com

(Daikin's products are subject to continuous improvements. Daikin reserves the right to modify product design, specifications, and information in this data sheet without notice and without incurring any obligations)

Wall Mounted Cooling Only & Heatpump

18

24



FTK18BXVJU
FTX18BXVJU

FTK24BXVJU
FTX24BXVJU



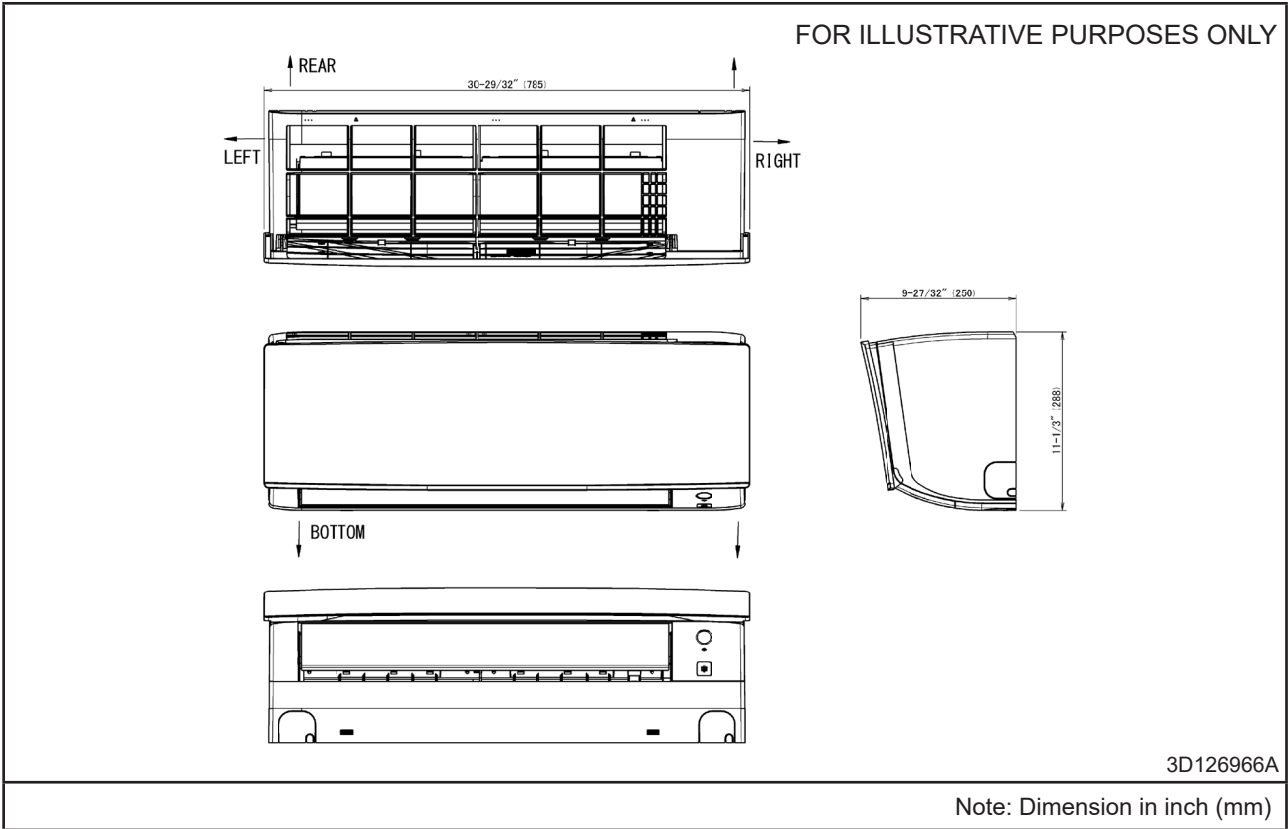
RK18BXVJU
RX18BXVJU

RK24BXVJU
RX24BXVJU

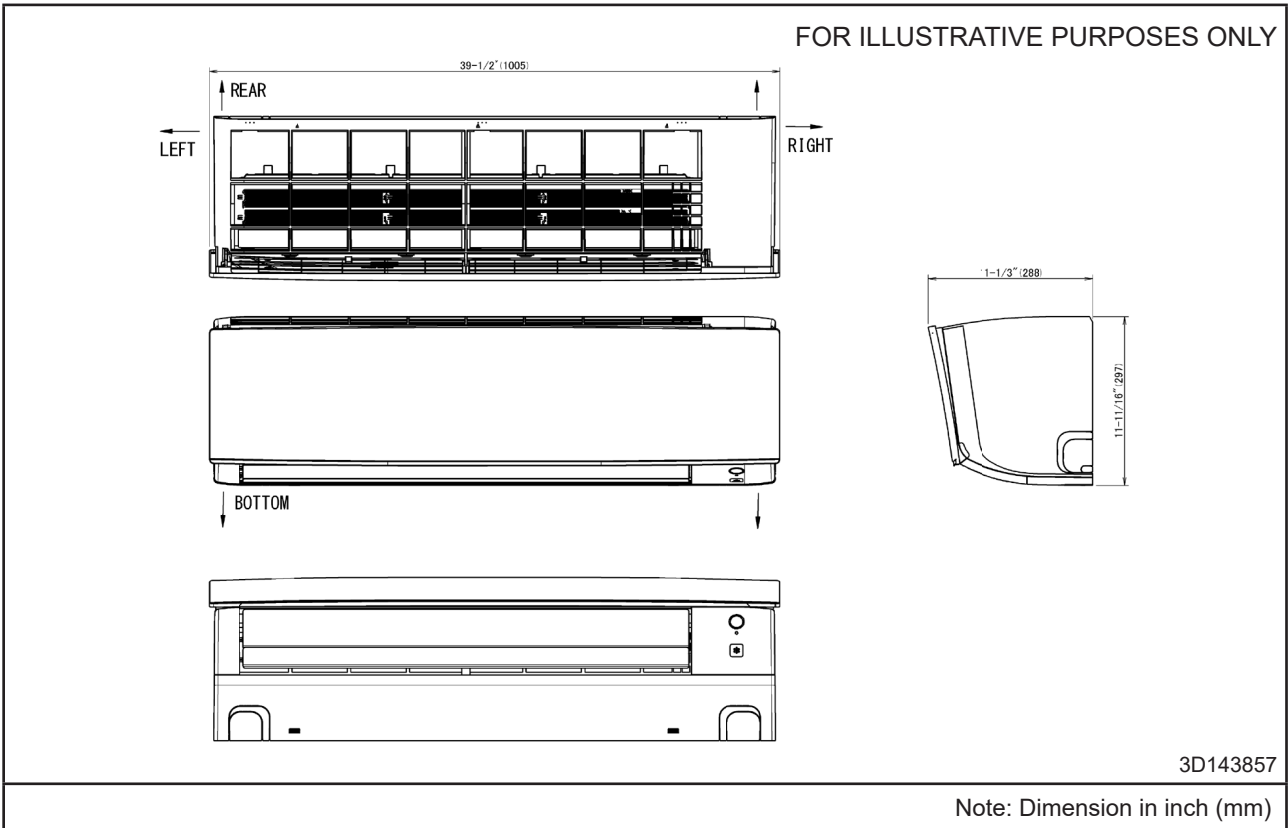
Dimensions

Indoor Unit

Model : FTK09/12B, FTX09/12B

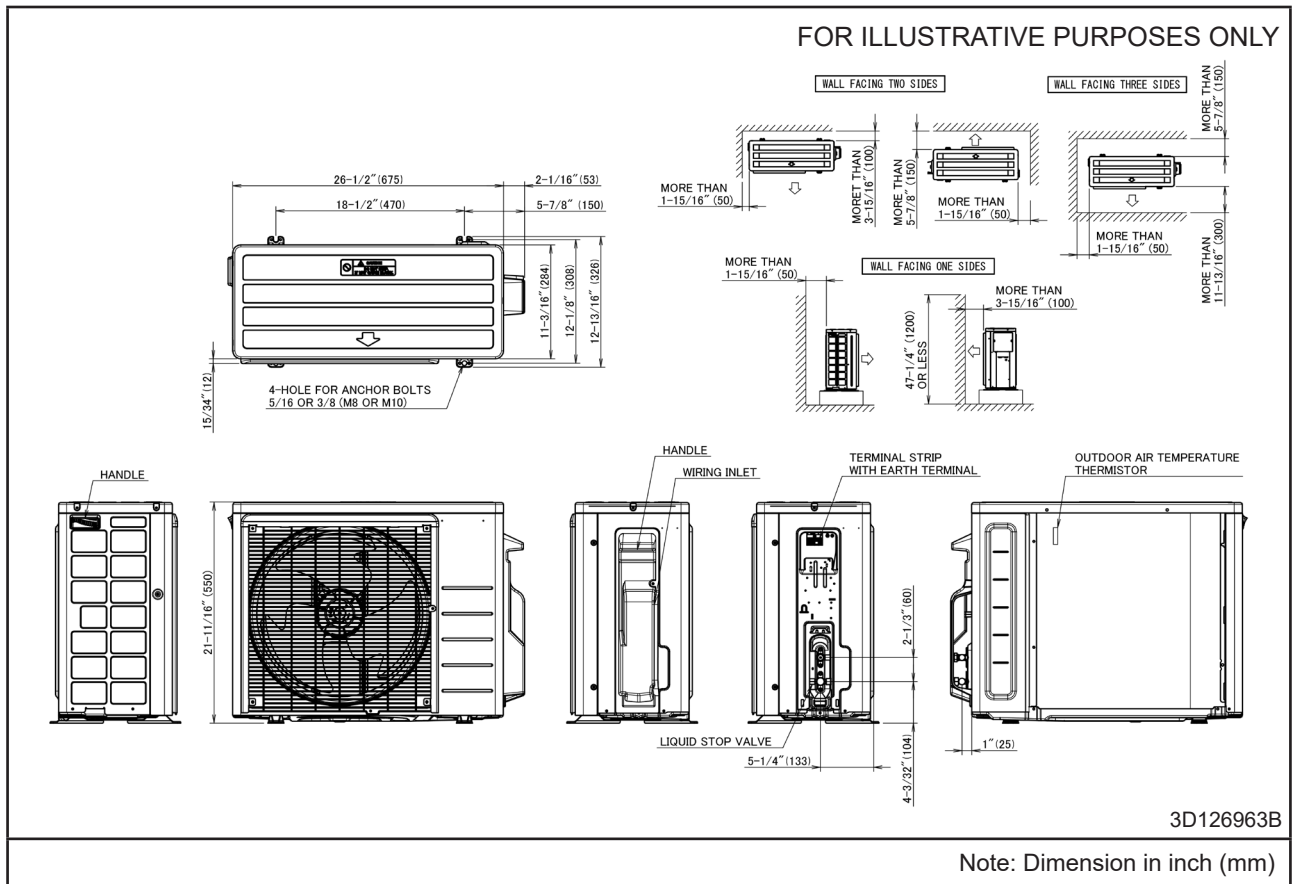


Model : FTK18/24B, FTX18/24B

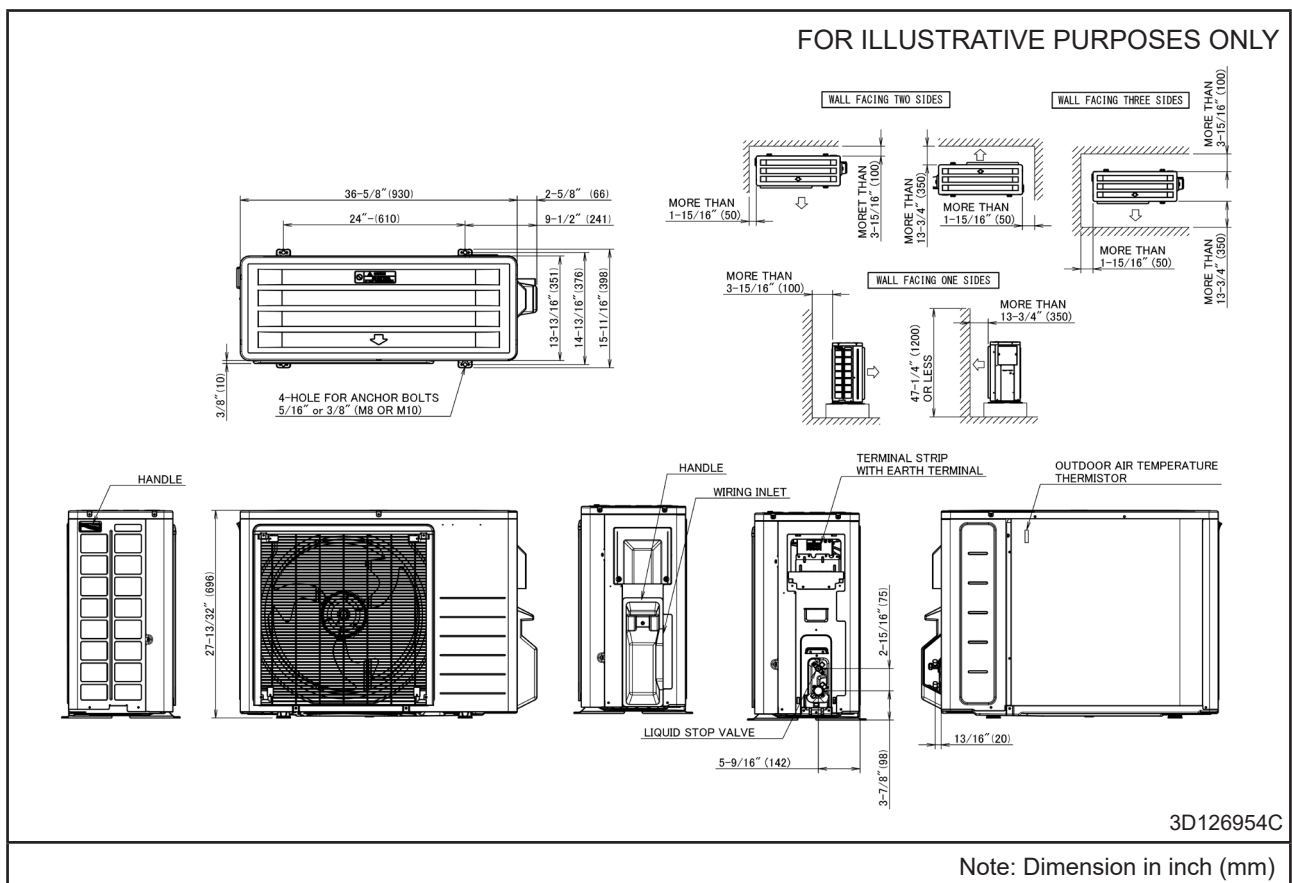


Outdoor Unit

Model : RK09/12B, RX09/12B



Model : RK18/24B, RX18/24B



Electric Characteristic

Unit Combination		Power Supply				COMP		OFM		IFM	
Indoor Unit	Outdoor Unit	Hz-Volts	Voltage Range	MCA	MOP	RHz	A	kW	MOC	kW	MOC
FTXB09B	RXB09B	60Hz-208V	MAX. 60Hz 253V MIN. 60Hz 187V	12.35	15	88	4.34	0.026	0.60	0.022	0.35
		60Hz-230V									
FTXB12B	RXB12B	60Hz-208V	MAX. 60Hz 253V MIN. 60Hz 187V	12.40	15	96	5.57	0.026	0.61	0.022	0.40
		60Hz-230V									
FTXB18B	RXB18B	60Hz-208V	MAX. 60Hz 253V MIN. 60Hz 187V	16.55	20	90	8.17	0.055	1.30	0.039	0.55
		60Hz-230V									
FTXB24B	RXB24B	60Hz-208V	MAX. 60Hz 253V MIN. 60Hz 187V	16.55	20	104	10.67	0.055	1.30	0.039	0.55
		60Hz-230V									

Symbols:

MCA	: Minimum Circuit Amps (A)
MOP	: Maximum Overcurrent Protection (A)
COMP	: Compressor
RHz	: Rated Operating Frequency (Hz)
A	: Compressor Input Current (A)
OFM	: Outdoor Fan Motor
IFM	: Indoor Fan Motor
kW	: Fan Motor Rated Output (kW)
MOC	: Maximum Operating Current (A)

Notes:

1. RHz is the max frequency that comes in cooling operation and heating operation.
2. RLA is the max current that comes in cooling operation and heating operation.
3. Maximum allowable voltage that is unbalance between phases is 2%.
4. Select wire size based on the larger value of MCA.
5. Use circuit breaker instead of fuse

3D142347A