



Submittal Data Sheet

1.0-Ton Wall mounted Unit with Heat Pump

FTXR12WVJUW(S)9RX12WMVJU9

Model	Indoor Unit		FTXR12WVJUW9		FTXR12WVJUS9	
	Outdoor Unit		RX12WMVJU9		RX12WMVJU9	
			Cooling	Heating	Cooling	Heating
Power Supply			1 $\phi$ , 208 - 230 V, 60 Hz		1 $\phi$ , 208 - 230 V, 60 Hz	
Capacity Rated (Min. - Max.)	Btu/h		12,000 (4,500 - 12,800)	13,500 (4,100 - 15,800)	12,000 (4,500 - 12,800)	13,500 (4,100 - 15,800)
Running Current (Rated)	A		5.46 - 4.94	5.60 - 5.06	5.46 - 4.94	5.60 - 5.06
Power Consumption (Rated)	W		1,091 - 1,091	1,106 - 1,106	1,091 - 1,091	1,106 - 1,106
Power Factor (Rated)	%		96.1 - 96.0	95.0 - 95.0	96.1 - 96.0	95.0 - 95.0
SEER2 / HSPF2			17.00	8.00	17.00	8.00
EER2 (Rated)	Btu/h·W		11.00	—	11.00	—
COP2 (Rated)	W/W		—	3.58	—	3.58
Piping Connections	Liquid	in. (mm)	$\phi$ 1/4 (6.4)		$\phi$ 1/4 (6.4)	
	Gas	in. (mm)	$\phi$ 3/8 (9.5)		$\phi$ 3/8 (9.5)	
	Drain	in. (mm)	$\phi$ 11/16 (18)		$\phi$ 11/16 (18)	
Heat Insulation			Both Liquid and Gas Pipes		Both Liquid and Gas Pipes	
Max. Interunit Piping Length	ft (m)		65-5/8 (20)		65-5/8 (20)	
Max. Interunit Height Difference	ft (m)		49-1/4 (15)		49-1/4 (15)	
Chargeless	ft (m)		32-3/4 (10)		32-3/4 (10)	
Amount of Additional Charge of Refrigerant	oz/ft (g/m)		0.21 (20)		0.21 (20)	
Indoor Unit			FTXR12WVJUW9		FTXR12WVJUS9	
Front Panel Color			White		Silver	
Airflow Rate	H / M / L / SL	cfm	335 / 219 / 169 / 131	395 / 290 / 226 / 131	335 / 219 / 169 / 131	395 / 290 / 226 / 131
		m3/min	9.5 / 6.2 / 4.8 / 3.7	11.2 / 8.2 / 6.4 / 3.7	9.5 / 6.2 / 4.8 / 3.7	11.2 / 8.2 / 6.4 / 3.7
Fan	Type / Speed	Steps	Cross Flow Fan / 5 Steps, Quiet, Auto		Cross Flow Fan / 5 Steps, Quiet, Auto	
Air Direction Control			Right, Left, Horizontal, Downward		Right, Left, Horizontal, Downward	
Air Filter			Removable, Washable		Removable, Washable	

Daikin Comfort Technologies North America, Inc 19001 Kermier Rd Waller TX 77484  
 Daikin City Generated Submittal Data [www.daikincomfort.com](http://www.daikincomfort.com) or [www.daikinac.com](http://www.daikinac.com)

(Daikin's products are subject to continuous improvements. Daikin reserves the right to modify product design, specifications, and information in this data sheet without notice and without incurring any obligations)



Submittal Data Sheet

1.0-Ton Wall mounted Unit with Heat Pump

FTXR12WVJUW(S)9RX12WMVJU9

Running Current (Rated)		A	0.13 - 0.12	0.19 - 0.17	0.13 - 0.12	0.19 - 0.17
Power Consumption (Rated)		W	26 - 26	38 - 38	26 - 26	38 - 38
Power Factor (Rated)		%	96.1 - 94.2	96.1 - 97.1	96.1 - 94.2	96.1 - 97.1
Temperature Control		Microcomputer Control		Microcomputer Control		
Dimensions (H × W × D)		in. (mm)	11-15/16 × 39-5/16 × 8-3/8 (303 × 998 × 212)		11-15/16 × 39-5/16 × 8-3/8 (303 × 998 × 212)	
Weight (Mass)		lbs (kg)	27 (12)		27 (12)	
Sound Pressure Level	H / M / L / SL	dB(A)	45 / 34 / 26 / 20	45 / 37 / 29 / 20	45 / 34 / 26 / 20	45 / 37 / 29 / 20
<b>Outdoor Unit</b>		<b>RX12WMVJU9</b>		<b>RX12WMVJU9</b>		
Casing Color		Ivory White		Ivory White		
Heat Exchanger	Fin Spec / Tube		Waffle Fin (PE) / φ 7 Hi-XSL Tube		Waffle Fin (PE) / φ 7 Hi-XSL Tube	
Fan Motor	Motor Output	HP	0.03		0.03	
Compressor	Type		Hermetically Sealed Swing Type		Hermetically Sealed Swing Type	
	Model		1YC23AUXD		1YC23AUXD	
Refrigerant Oil	Type		FVC50K		FVC50K	
	Charge	oz (L)	12.68 (0.375)		12.68 (0.375)	
Refrigerant	Type		R-410A		R-410A	
	Charge	lbs (kg)	2.09 (0.95)		2.09 (0.95)	
Airflow Rate		cfm (m3/min)	1,105 (31.3)	1,144 (32.4)	1,105 (31.3)	1,144 (32.4)
Fan	Type		Propeller		Propeller	
Running Current (Rated)		A	5.33 - 4.82	5.41 - 4.89	5.33 - 4.82	5.41 - 4.89
Power Consumption (Rated)		W	1,065 - 1,065	1,068 - 1,068	1,065 - 1,065	1,068 - 1,068
Power Factor (Rated)		%	96.1 - 96.1	94.9 - 95.0	96.1 - 96.1	94.9 - 95.0
Dimensions (H × W × D)		in. (mm)	21-5/8 × 26-9/16 × 11-3/16 (550 × 675 × 284)		21-5/8 × 26-9/16 × 11-3/16 (550 × 675 × 284)	
Weight (Mass)		lbs (kg)	63 (29)		63 (29)	

Daikin Comfort Technologies North America, Inc 19001 Kermier Rd Waller TX 77484  
 Daikin City Generated Submittal Data [www.daikincomfort.com](http://www.daikincomfort.com) or [www.daikinac.com](http://www.daikinac.com)

(Daikin's products are subject to continuous improvements. Daikin reserves the right to modify product design, specifications, and information in this data sheet without notice and without incurring any obligations)



Submittal Data Sheet

1.0-Ton Wall mounted Unit with Heat Pump

FTXR12WVJUW(S)9RX12WMVJU9

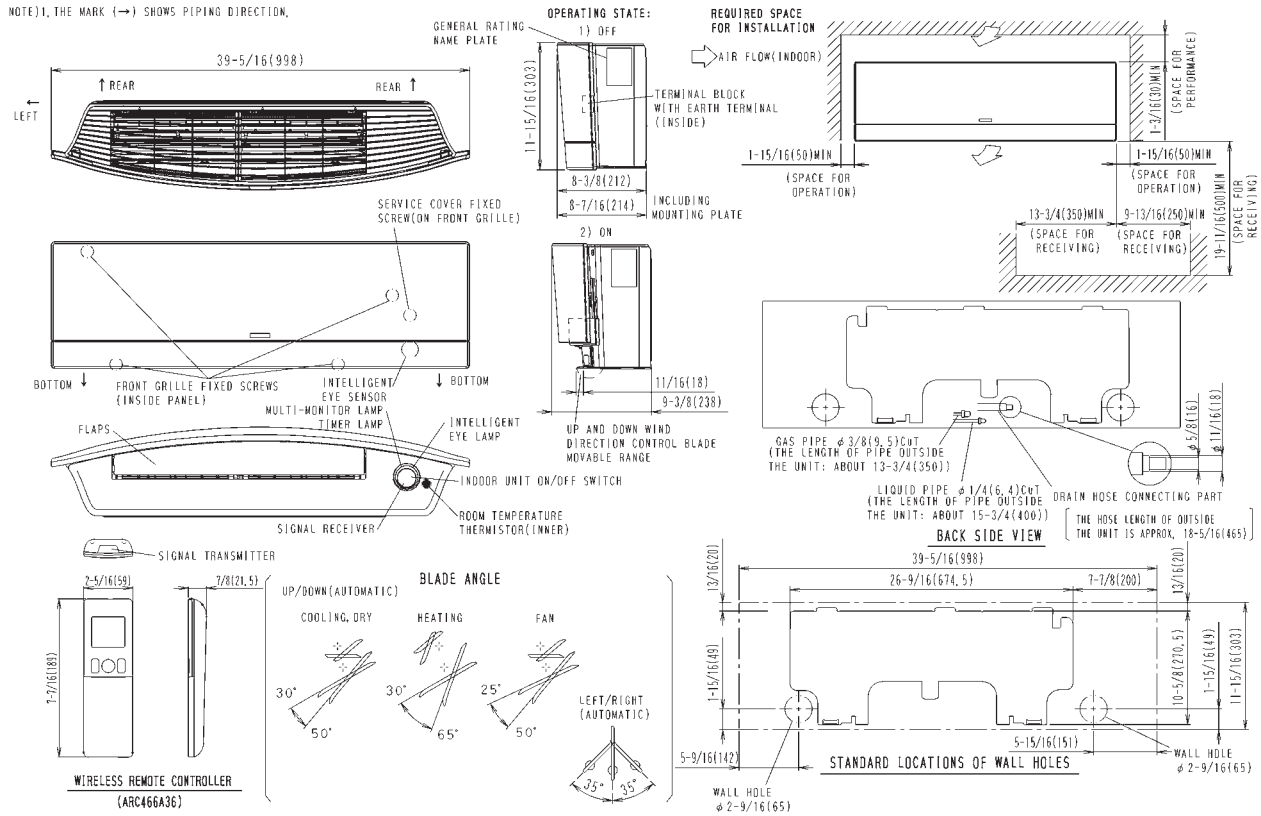
Sound Pressure Level	dB(A)	49	51	49	51
Conditions Based on	Indoor	80.0°FDB (26.7°CDB)/ 67.0°FWB(19.4°C WB)	70.0°FDB (21.1°CDB) / 60.0°FWB (15.6°CWB)	80.0°FDB (26.7°CDB)/ 67.0°FWB(19.4°C WB)	70.0°FDB (21.1°CDB) B) / 60.0°FWB (15.6°CWB B)
	Outdoor	95.0°FDB (35.0°CDB)/ 75.0°FWB(24.0°C WB)	47.0°FDB (8.3°CDB) / 43.0°FWB (6.1°CWB )	95.0°FDB (35.0°CDB)/ 75.0°FWB(24.0°C WB)	47.0°FDB (8.3°CDB) / 43.0°FWB (6.1°CWB )
	Piping Length	25 ft (7.5 m)		25 ft (7.5 m)	
Note(s)		SL: The quiet fan level of the airflow rate setting.			

Daikin Comfort Technologies North America, Inc 19001 Kermier Rd Waller TX 77484  
 Daikin City Generated Submittal Data [www.daikincomfort.com](http://www.daikincomfort.com) or [www.daikinac.com](http://www.daikinac.com)

(Daikin's products are subject to continuous improvements. Daikin reserves the right to modify product design, specifications, and information in this data sheet without notice and without incurring any obligations)

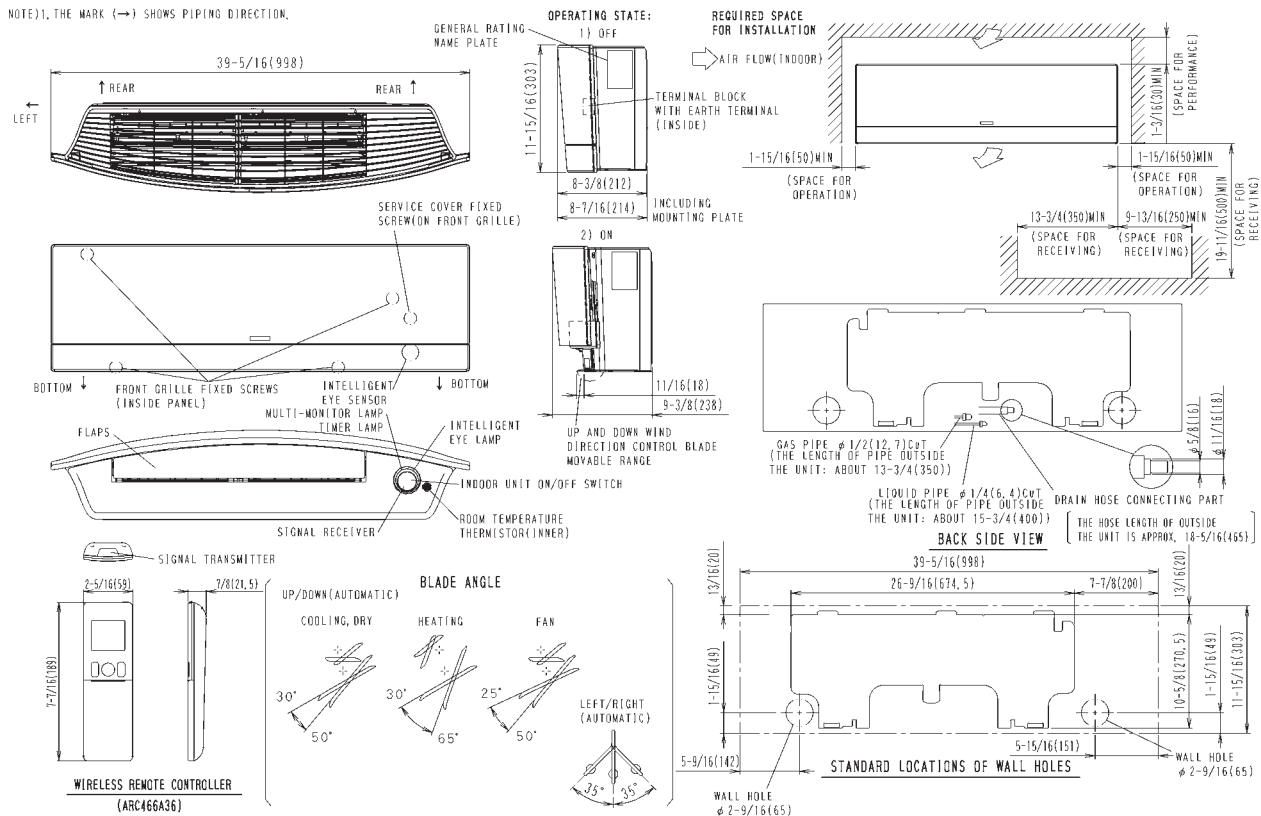
# 4. Dimensions

## 4.1 Indoor Unit FTXR09/12WVJUW(S)9



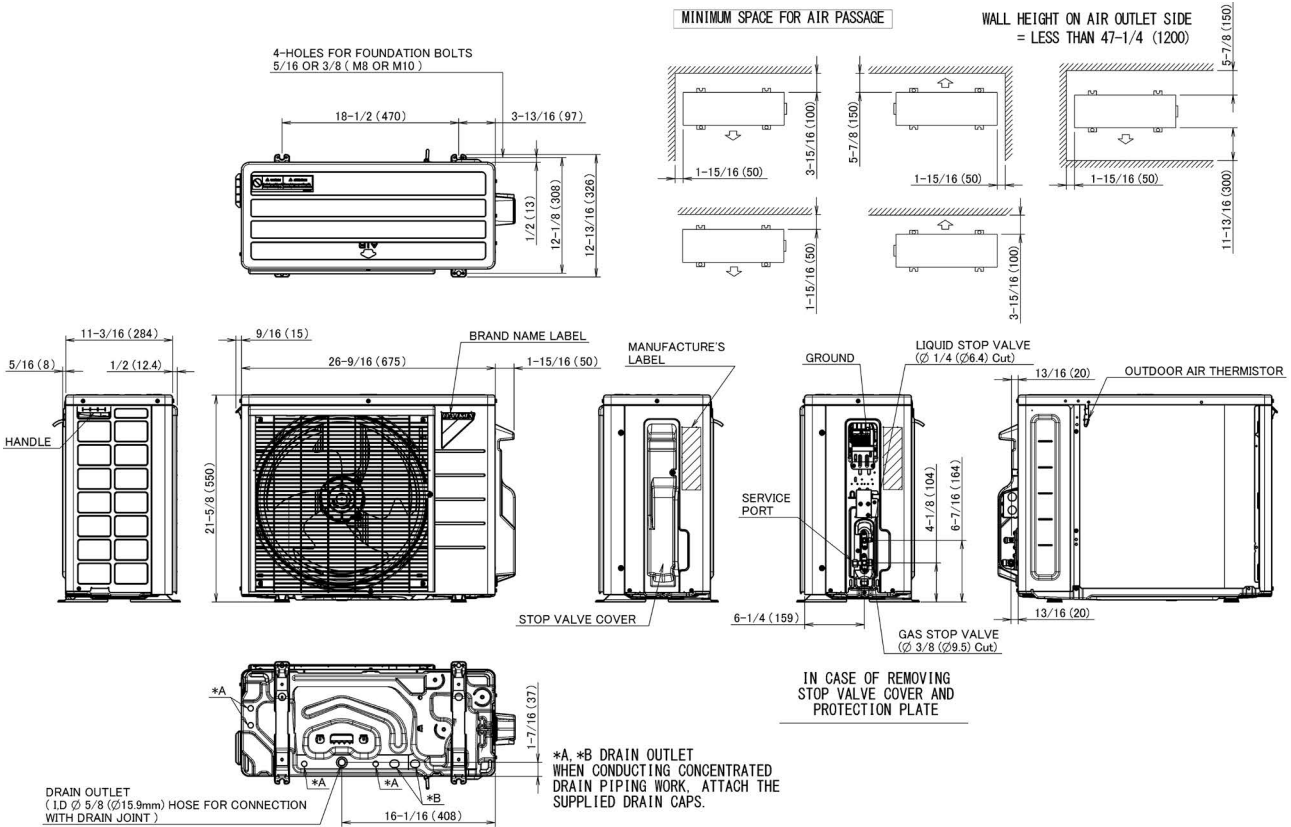
3D105568B

## FTXR18WVJUW(S)9



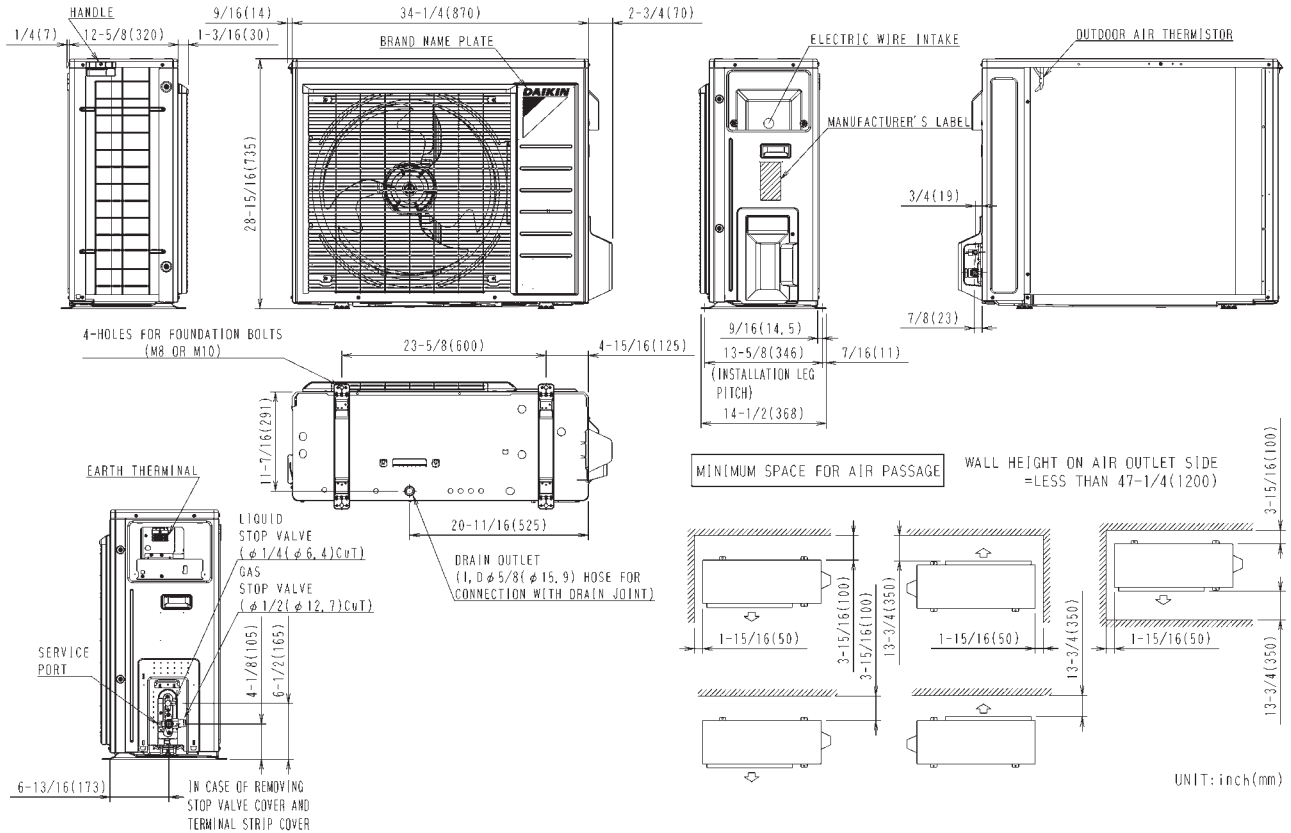
3D105569B

### 4.2 Outdoor Unit RX09/12WMVJU9



3D136777

### RX15/18WMVJU9



3D092224D

## 11. Electric Characteristics

Indoor Unit	Outdoor Unit	Power Supply				Compressor	OFM			IFM		
		Hz - Volts	Voltage Range	MCA	MFA		RLA	Hp	W	FLA	Hp	W
FTXR09WVJUW9 FTXR09WVJUS9	RX09WMVJU9	60 Hz - 208 V 60 Hz - 230 V	Max. 60 Hz, 253 V Min. 60 Hz, 187 V	7.6	15	7.5	0.03	20	0.17	0.04	29	0.13
FTXR12WVJUW9 FTXR12WVJUS9	RX12WMVJU9	60 Hz - 208 V 60 Hz - 230 V	Max. 60 Hz, 253 V Min. 60 Hz, 187 V	7.7	15	7.5	0.03	20	0.17	0.04	29	0.19
FTXR18WVJUW9 FTXR18WVJUS9	RX18WMVJU9	60 Hz - 208 V 60 Hz - 230 V	Max. 60 Hz, 253 V Min. 60 Hz, 187 V	11.0	15	10.8	0.12	93	0.58	0.04	29	0.21
FDMQ09WVJU9	RX09WMVJU9	60 Hz - 208 V 60 Hz - 230 V	Max. 60 Hz, 253 V Min. 60 Hz, 187 V	8.0	15	7.5	0.03	20	0.17	0.17	130	0.49
FDMQ12WVJU9	RX12WMVJU9	60 Hz - 208 V 60 Hz - 230 V	Max. 60 Hz, 253 V Min. 60 Hz, 187 V	8.1	15	7.5	0.03	20	0.17	0.17	130	0.63
FDMQ15WVJU9	RX15WMVJU9	60 Hz - 208 V 60 Hz - 230 V	Max. 60 Hz, 253 V Min. 60 Hz, 187 V	8.6	15	8.0	0.10	75	0.47	0.31	230	0.64
FDMQ18WVJU9	RX18WMVJU9	60 Hz - 208 V 60 Hz - 230 V	Max. 60 Hz, 253 V Min. 60 Hz, 187 V	11.6	15	10.8	0.12	93	0.58	0.31	230	0.84
FDMQ24WVJU9	RX24WMVJU9	60 Hz - 208 V 60 Hz - 230 V	Max. 60 Hz, 253 V Min. 60 Hz, 187 V	13.1	20	12.0	0.12	93	0.58	0.31	230	1.10
FFQ09W2VJU9	RX09WMVJU9	60 Hz - 208 V 60 Hz - 230 V	Max. 60 Hz, 253 V Min. 60 Hz, 187 V	7.8	15	7.5	0.03	20	0.17	0.07	50	0.28
FFQ12W2VJU9	RX12WMVJU9	60 Hz - 208 V 60 Hz - 230 V	Max. 60 Hz, 253 V Min. 60 Hz, 187 V	7.8	15	7.5	0.03	20	0.17	0.07	50	0.28
FFQ15W2VJU9	RX15WMVJU9	60 Hz - 208 V 60 Hz - 230 V	Max. 60 Hz, 253 V Min. 60 Hz, 187 V	8.3	15	8.0	0.10	75	0.47	0.07	50	0.28
FFQ18W2VJU9	RX18WMVJU9	60 Hz - 208 V 60 Hz - 230 V	Max. 60 Hz, 253 V Min. 60 Hz, 187 V	11.0	15	10.8	0.12	93	0.58	0.07	50	0.28

### Symbols:

MCA	: Min. circuit amps	(A)
MFA	: Max. fuse amps	(A)
RLA	: Rated load amps	(A)
OFM	: Outdoor fan motor	
IFM	: Indoor fan motor	
FLA	: Full load amps	(A)
W / Hp	: Fan motor rated output	(W, Hp)

### Notes:

1. RLA is the max current that comes in cooling operation and heating operation.
2. Maximum allowable voltage variation between phases is 2%.
3. Select wire size based on the larger value of MCA.

C: 3D143137

C: 3D143129